



VIKING ACCESS SYSTEMS

H-10 SLIDE GATE OPERATOR



Max Gate Capacity

2200 lbs/75'

Normal Operating Speed

12" Per Second

Monitoring Inputs

2 with up to 4 devices per input


Battery Backup

100 Continuous Cycles

Warranty

5 Year

L-3 SLIDE GATE OPERATOR



Max Gate Capacity

1600 lbs/60'

Normal Operating Speed

12" Per Second

Monitoring Inputs

2 with up to 4 devices per input


Battery Backup

100 Continuous Cycles

Warranty

5 Year

K-2 SLIDE GATE OPERATOR



Max Gate Capacity

700 lbs/30'

Normal Operating Speed

12" Per Second

Monitoring Inputs

2 with up to 4 devices per input

Battery Backup

100 Continuous Cycles

Warranty

5 Year

Q-7 SLIDE GATE OPERATOR



Max Gate Capacity

7000 lbs/120'

Normal Operating Speed

14" Per Second

Monitoring Inputs

2 with up to 4 devices per input

Battery Backup

100 Continuous Cycles

Warranty

5 Year

I-770 UNDERGROUND GATE OPERATOR



Max Gate Capacity

650 lbs/12'

Normal Operating Speed

13 - 15 Seconds per 90°

Monitoring Inputs

2 with up to 4 devices per input

Battery Backup

400 Continuous Cycles

Warranty

3 Year

VIKING MONITOR



WiFi Connectivity Range

Up to 100'

Plug & Play

E-4 & V-Flex Control Board

Compatibility

Android & Apple iOS

Frequency

2.40 GHZ

Warranty

1 Year



VIKING ACCESS SYSTEMS

T-21 SWING GATE OPERATOR

**Max Gate Capacity**

2000 lbs/12' or 1200 lbs/20'

Normal Operating Speed

13 - 16 Seconds per 90°

Monitoring Inputs

2 with up to 4 devices per input

Battery Backup

400 Continuous Cycles

Warranty

5 Year

F-1 SWING GATE OPERATOR

**Max Gate Capacity**

1500 lbs/12' or 1000 lbs/16'

Normal Operating Speed

13 - 16 Seconds per 90°

Monitoring Inputs

2 with up to 4 devices per input

Battery Backup

400 Continuous Cycles

Warranty

5 Year

R-6 SWING GATE OPERATOR

**Max Gate Capacity**

700 lbs/14'

Normal Operating Speed

13 - 16 Seconds per 90°

Monitoring Inputs

2 with up to 4 devices per input

Battery Backup

400 Continuous Cycles

Warranty

5 Year

G-5 SWING GATE OPERATOR

**Max Gate Capacity**

2000 lbs/10' or 800 lbs/18'

Normal Operating Speed

15 - 18 Seconds per 90°

Monitoring Inputs

2 with up to 4 devices per input


Battery Backup

400 Continuous Cycles

Warranty

3 Year

E-4 SWING GATE OPERATOR

**Max Gate Capacity**

850 lbs/ 10' or 550 lbs/16'

Normal Operating Speed

12 - 16 Seconds per 90°

Monitoring Inputs

2 with up to 4 devices per input


Battery Backup

400 Continuous Cycles

Warranty

3 Year

X-390 SWING GATE OPERATOR

**Max Gate Capacity**

600 lbs/14'

Normal Operating Speed

10 - 13 Seconds per 90°

Monitoring Inputs

2 with up to 4 devices per input

Battery Backup

400 Continuous Cycles

Warranty

3 Year